

Agronomic and Photosynthetic Characteristics of Different Maize Hybrids in Response to Water Deficit Stress at Different Phenological Stages

Maryam Goodarzian-Ghahfarokhi^{1,2}, Cyrus Mansouri-Far^{1,3}, Mohsen Saeidi¹, Majid Abdoli⁴ and Mohammad Esmailpour-Jahromi^{5*}

Received: October 3, 2015 Accepted: April 19, 2016

¹Department of Agronomy and Plant Breeding, Campus of Agriculture and Natural Resources, Razi University, Kermanshah, Iran

²Present address: Department of Agronomy and Plant Breeding, Faculty of Agriculture, Shahid Chamran University, Ahvaz, Iran

³Present address: Faculty of Agricultural Science, Payam-e-Noor University, Karaj, Iran

⁴Young Researchers and Elite Club, Zanzan Branch, Islamic Azad University, Zanzan, Iran

⁵Faculty of Agricultural Science, Jahrom University, Jahrom, Iran

*Corresponding authors; Email: msp1362@yahoo.com

Abstract

The aim of present study was to evaluate the effects of drought stress on net photosynthesis rate (Pn), stomatal resistance, water use efficiency (WUE) and biomass (BM) of six maize (*Zea mays* L.) hybrids. Drought stress applied by withholding water supply at 4-5 leaf stage (S1, vegetative stage), anthesis (S2, reproductive stage), and dual stress condition (S3, combination of vegetative and reproductive stages). Results showed that all of the traits changed differently among hybrids under water stress but recovered close to initial values after re-watering. S3 affected leaf gas exchange and agronomic traits more severely than S1 and S2 treatments. Pn decreased due to imposed drought but more slowly in hybrids SC647 and SC704. In addition, SC700, SC704 and SC647 had the maximum BM and plant height. But, WUE decreased during the water stress period especially in hybrids SC260 and SC370 in which the decrease was remarkable. It can be concluded that SC704 and SC647 were the most tolerant and SC260 and SC370 were the least tolerant hybrids to water stress. The variation observed amongst the evaluated hybrids suggests the existence of valuable genetic resources for crop improvement in relation to drought tolerance.

Keywords: Dry weight; Drought; Gas exchange; Re-watering; Water use efficiency

Abbreviations: Net photosynthesis rate (Pn), Stomatal resistance (Rs), Water use efficiency (WUE), Biomass (BM), Field capacity (FC), Total water use (WU), Photosynthetically active radiation (PAR), Analysis of variance (ANOVA), Plant dry weight (PDW), Plant height (PH)

Introduction

Maize (*Zea mays* L.) is the most important C₄ crop (Baldochi *et al.* 2010) and is extensively cultivated throughout the world. But, its production is limited by drought stress worldwide especially in drought prone areas. Drought stress affects many physiological and molecular aspects of plants, such as gas exchange, water use efficiency (WUE) and biomass production (Chalapathi Rao and Reddy

2008). Stomatal closure is the primary and important response to water stress and is assumed to be the main cause of impaired photosynthesis under drought stress condition, because stomatal closure limits CO₂ availability to chloroplast of the mesophyll cells (Flexas *et al.* 2004; Grassi and Magnai 2005; Zlatev and Lidon 2012). On the other hand, the amount of soil water content accessible to plant roots can be crucial for growth

and development and eventually crop yield (David *et al.* 2007). Also, physiological characteristics of plant are correlated with soil and plant water potential (Allahmoradi *et al.* 2013). Different growth and development related processes depend on the interplay of intercellular organelles (Saibo *et al.* 2009; Rahnama *et al.* 2010). Several researchers explained numerous effects of water deficit on plant growth parameters (Ohashi *et al.* 2000; Yao *et al.* 2009; Allahmoradi *et al.* 2013), photosynthesis (Chen *et al.* 2011; Saeidi and Abdoli 2015), stomatal conductance (Flexas *et al.* 2004; Zlatev and Lidon 2012), and crop yield (Gholinezhad *et al.* 2013). However, studies concerning the effects of drought stress on photosynthetic apparatus and WUE of C₄ crops are less than that of C₃ (Niinemets *et al.* 2009), despite C₄ crops can successfully maintain photosynthetic activity (Sairam *et al.* 2005; Saeed Rauf and Sadagat 2008) and shoot growth (Nayyar 2003; Ashraf 2010) under low soil water potentials at which the C₃ plants cannot with-stand. Some studies showed the stomatal closure for the restrain of C₄ photosynthesis under water stress while others deduced that non-stomatal factors have the major rule. The effects of drought on photosynthesis can be attributed directly to the stomatal limitations for diffusion of gases, which ultimately alters photosynthesis and the assimilate metabolism (Parida *et al.* 2007; Chaves *et al.* 2009).

WUE is considered as one of the important factors for determination of crop yield under drought stress and even as a component of crop drought resistance. This trait is used to imply that plant production in dryland condition can be

increased per unit water used (Niinemets *et al.* 2009). Most of the maize world production is derived from high yielding hybrids. Physiological variability among hybrids will be useful for the selection of drought tolerant traits/hybrids and will contribute to the understanding of drought stress effects and responses in C₄ plants. Generally, grain filling period is crucial for determination of final grain yield. Any environmental adversities during this period could obviously reduce grain yield and biomass (Ahmad *et al.* 2007; Gholinezhad *et al.* 2013). Decreased yield in response to drought stress during the reproductive and grain filling stages has been reported in several studies (Pradhan *et al.* 2012; Azhand *et al.* 2015), whilst the effects of drought stress during the vegetative period on yield and physiological traits remain unclear.

In the present study effects of drought stress on the agronomic traits associated with the biomass of different maize hybrids were evaluated. Also, physiological characteristics (such as gas exchange variables) of plant response to drought stress at different stages, which may be crucial for selecting/breeding resistant crop genotypes, were studied.

Materials and Methods

Experimental procedure and design

A pot experiment was conducted during the spring and summer seasons of 2012 in the greenhouse of Razi University, Kermanshah, Iran (47° 9'E; 34° 21'N, 1319 m above sea level). The experiment was laid out as factorial using randomized complete block design with four replications. The treatments included four irrigation regimes and six

maize hybrids. The irrigation regimes were as follows: control (C) for which the plants were irrigated every day to $90 \pm 5\%$ FC from the date of sowing to maturity; early water shortage (S1) i.e., withholding irrigation at 4-5 leaf stage (vegetative stage) for three weeks and re-watering thereafter; late water shortage (S2) i.e., withholding irrigation at anthesis (reproductive stage) for three weeks and re-watering thereafter, and dual stress (S3) i.e., withholding irrigation at both vegetative and reproductive stages each of which for three weeks and re-watering thereafter to $50 \pm 5\%$ FC for all drought treatments. The maize hybrids were SC704, SC700, SC647, SC500, SC370 and SC260. All hybrids were grouped into three sets based on the length of their grow period (Table 1).

Soil water holding capacity was determined (Mckim *et al.* 1980) after sowing and the amount of water applied to the pots was adjusted at 90% and 50% of FC for normal (control) and water

stressed pots, respectively. During the growth period pots were weighted every two days using an electronic balance (RADIN 1204, precision = 1 g) and irrigated up to their initial weight to maintain the growing condition constant.

The maize hybrids were grown in plastic pots (50 cm \times 70 cm) with 15.5 kg of silty-clay soil. The physico-chemical characteristics of the soil used in the experiment were presented in Table 2. Five seed were sown in each pot on 20th May 2012 and the number of seedlings was reduced to two per pot two weeks after their emergence. During planting, 17 g CH₄N₂O (urea), 0.86 g P₂O₅ and 13 g K₂O were added into the soil and thereafter, another 0.13 g N per pot was added as top-dressing at 5-6 leaf stage. Water stress treatments were started at 18 (vegetative stage) and 72 (reproductive stage) days after sowing, and the plants were harvested 118 days after sowing.

Table 1. Classification of the hybrids based on their growth period

Maize hybrids	Time of maturity
SC704 and SC700	Late
SC647 and SC500	Medium
SC370 and SC260	Early

SC: Single cross.

Table 2. Physico-chemical characteristics of the soil used in the pot experiment

Soil type	pH	†OC (%)	K (mg kg ⁻¹)	Ca	Mg	P	As	Cd	Pb
Silty-clay	6.8	1.2	221	5717	200	131	17.8	0.414	29.1

†OC: Organic carbon. Note: Available nutrients were determined in extracts obtained by Mehlich III procedure (Zbiral 2000).

Gas exchange parameters

Gas exchange characters i.e., net photosynthetic rate (P_n) and stomatal resistance (R_s) were measured on stressed and non-stressed plants

around mid-day between 09:00 to 12:00 in the three youngest plant leaves at every stage. These measurements were made on 2 \times 6 cm of leaf area using a portable photosynthesis system LI-6400

(LI-COR Biosciences Inc., Nebraska, USA) with 6400-11 Narrow Leaf Chamber under ambient CO₂ concentration of 370-400 $\mu\text{mol mol}^{-1}$ and photosynthetically active radiation (PAR) of 1200 $\mu\text{mol (photon)m}^{-2} \text{s}^{-1}$.

Agronomic traits

For measuring the plant height and plant dry weight (biomass), 10 plants were harvested at physiological maturity for each treatment (five pots).

Water use efficiency

The amount of water utilized by each plant was determined by weighting each single plant in the pot. On the basis of these measurements aboveground biomass (BM) as well as total water used (WU) were utilized to calculate water use

efficiency based on the following equations (Kaminski *et al.* 2014):

$$\text{WUE (g L}^{-1}\text{)} = [\text{BDM (g plant}^{-1}\text{)}] / [\text{WU (L plant}^{-1}\text{)}]$$

Statistical analysis

All data were subjected to the one-way analysis of variance. Means were compared using Duncan's multiple range test ($P \leq 0.05$). For this purpose, the MSTAT-C (version 1.42, Michigan State University) software was used. The Figures were drawn using Excel software (version 10.0).

Results

Table 3 showed significant differences among hybrids, drought stress levels and their interaction for all of the traits under study.

Table 3. Analysis of variance of the effect of hybrids and drought stress on agronomic and photosynthetic characters

Source of variation	df	Mean squares				
		Net photosynthesis rate	Stomatal resistance	Plant height	Plant dry weight	Water use efficiency
Hybrids (H)	5	**	**	**	**	*
Drought stress (D)	3	**	**	**	**	**
H × D	15	**	**	*	**	*
CV (%)	-	11.2	12.5	12.3	11.5	10.6

ns, * and **: Non-significant and significant at 5% and 1% probability levels, respectively.

Photosynthetic activity and stomatal resistance

All plants subjected to drought stress demonstrated a significantly reduced photosynthetic activity, as compared to the control plants (Figure 1). In general, drought stress at vegetative growth stage (S1), reproductive stage (S2) and the combination of both stages (S3) significantly decreased net photosynthesis rate (Pn) and rate of CO₂ exchange in sub-stomata chamber of leaves (Figure 1A) in all

maize hybrids. But, the effect of combination of water stress at both stages (S3) was far greater than other water treatments. The SC260 was the most sensitive genotype followed by SC370 in terms of the foregoing trait. The results showed that Pn of SC704 and SC700 were recovered after re-watering and the former hybrid maintained the highest Pn among the hybrids after re-watering.

Figure 1B shows the effects of drought stress on leaf stomatal resistance (Rs) of maize hybrids. Rs of stressed-plants were higher than the control. There were also significant differences among the hybrids. Generally, Rs of the hybrids ranged from 100.4 to 129.9 and 197.8 to 314.8 $\text{m}^2 \text{s mol}^{-1}$ under control and drought stress conditions, respectively.

Even under water stress and re-watering condition, there was diversity for Rs between different growth stages (i.e., vegetative and reproductive stage). A negative strong relationship between Pn and Rs under drought stress at the vegetative stage ($R^2 = -0.71^{**}$) and the reproductive stage ($R^2 = -0.66^{**}$) was observed (Table 4).

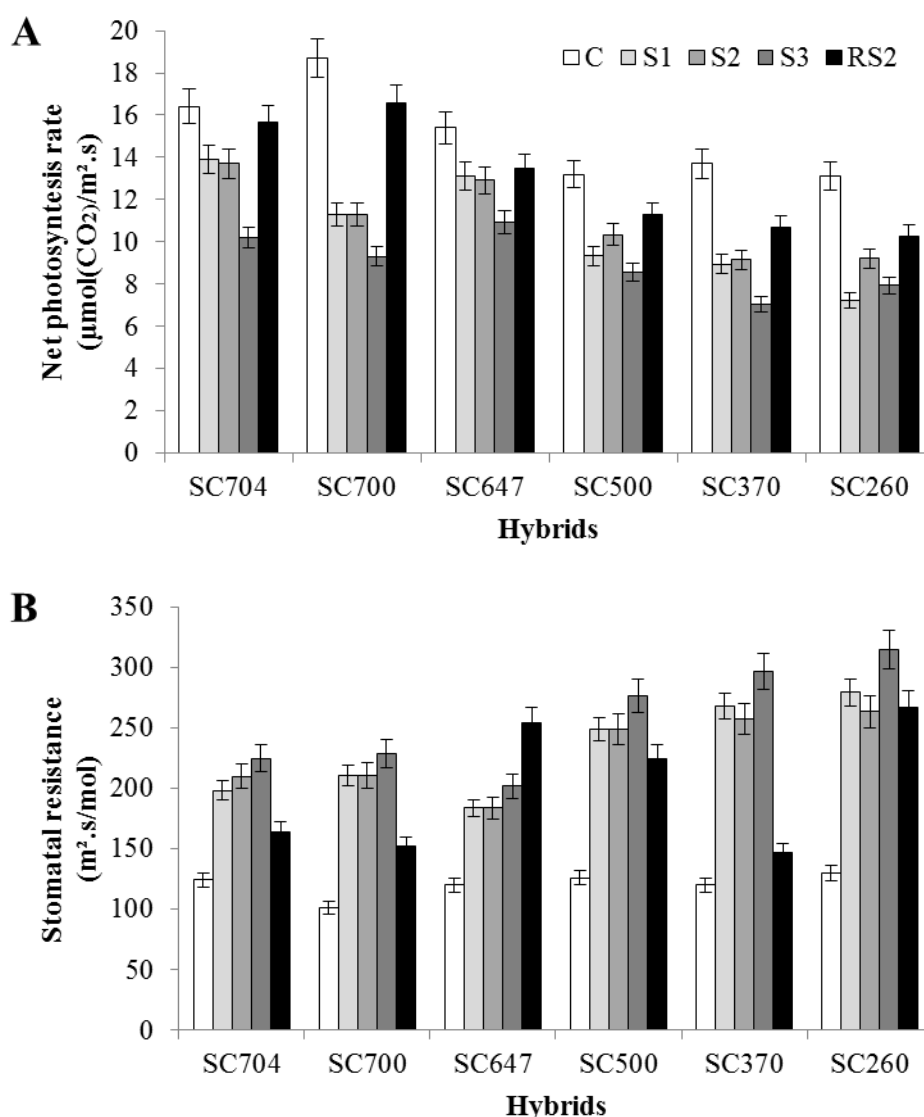


Figure 1. Effects of drought stress and re-watering on net photosynthesis rate (A) and stomatal resistance (B) in maize hybrids during vegetative growth stage, reproductive stage and combination of both stages; C: control (90% FC), S1: 50% FC at the vegetative stage, S2: 50% FC at the reproductive stage, S3: 50% FC at both vegetative and reproductive stages, and RS2: re-watered S2 after 3 weeks. The values are mean \pm SE (n = 4).

Agronomic traits

Agronomic traits such as plant height and dry weight of plants were decreased in the water-

stressed plants of maize hybrids (Figures 2A, B). Under drought stress condition, plant dry weight and plant height decreased by 27.7 and 24.1

percent, respectively, in comparison to their respective plants under well-watered conditions. The results showed that the highest plant height and plant dry weight belong to SC704, SC700 and SC647 at the water stress condition, but SC370 and

SC260 hybrids had the lowest values for these traits at the same environment (Figures 2A, B). There was a positive and significant correlation between biomass and photosynthetic activity under drought stress (Table 4).

Table 4. Correlation among agronomic and photosynthetic characters in maize hybrids under drought stress during vegetative and reproductive growth stages

Traits	Drought at the stage of	PDW	PH	Pn	Rs	WUE
Plant dry weight (PDW)	Vegetative	1				
	Reproductive	1				
Plant height (PH)	Vegetative	0.79**	1			
	Reproductive	0.62**	1			
Net photosynthesis rate (Pn)	Vegetative	0.63**	0.75**	1		
	Reproductive	0.70**	0.67**	1		
Stomatal resistance (Rs)	Vegetative	-0.59**	-0.61**	-0.71**	1	
	Reproductive	-0.51**	-0.55*	-0.66**	1	
Water use efficiency (WUE)	Vegetative	0.53*	0.59**	0.61**	-0.57**	1
	Reproductive	0.58*	0.63**	0.59	-0.60**	1

* and **: significant at 5% and 1% levels of probability, respectively.

Water use efficiency

Figure 3 shows the effects of withholding irrigation on WUE in maize hybrids. WUE of all the hybrids decreased under drought stress. In addition, in all treatments the WUE value for S3 condition was significantly lower than that of the control.

Discussion

The physiology of plant response to drought stress at the whole plant level is highly complex and involves deleterious and/or adaptive replacement. This complexity is due to some factors such as species and variety of plant, the dynamics, duration and intensity of soil water reduction, as well as plant growth stage at which drought stress is developed. Exposure to drought stress inhibits plant growth in maize hybrids, as is observed in other plants species (Liu and Stutzel 2004; Degu *et al.* 2008).

In this study, decrease in net photosynthetic rate (Pn) and increased stomatal resistance (Rs) in response to drought stress treatments (S1, S2 and S3) was observed in all hybrids (Figures 1 A, B). This is in line with the findings of Wentworth *et al.* (2006) and Saeidi and Abdoli (2015) in wheat. In addition, in all treatments the Pn value for S3 condition was significantly lower than that of the control. Furthermore, the S3 condition affected leaf gas exchange more severely than S1 and S2 treatments. This could be partially ascribed to the combined effect of water stress at vegetative and reproductive stages, as compared to the one stage alone. In addition, Pn decreased to a less extent in SC704 and SC647 than other hybrids under the same stress environment, indicating that these two hybrids were more tolerant to the water stress in contrast to others (Figure 1 A). The decrease in Pn under water stress could be due mainly to enhanced

Rs, while non-stomatal limitation on Pn might have also occurred in leaves under stressful conditions. For instance, the lowered CO_2 of intracellular and/or increase Rs in the stressed leaves might have contributed to the decrease of Pn. Similar findings have been reported in wild soybean species (Kao *et al.* 2003), ryegrass (Cartes *et al.* 2010), tobacco (Bacelar *et al.* 2006) and bread wheat (Saeidi and Abdoli 2015) under drought stress. According to Flexas *et al.* (2004), Pn reduction in salt or drought stressed plants is mainly due to stomatal closure and mesophyll damage.

The results of many experiments have revealed that Pn drops when Rs increases (Mansurifar *et al.* 2012). Therefore, it might be thought that Pn severely decrease because stomata close before the leaf water potential drop probably by the signals from roots. These results showed that the rate of photosynthesis was significantly influenced by the stomatal closure due to a soil water deficiency at different growth stage of maize plants.

The changes in photosynthetic apparatus activity at severe water stress and consequent re-watering can be related to the abnormalities in an internal structure of chloroplasts (such as damage to thylakoid and destruction of plasma membrane). Our results showed the limitation level of recovery of photosynthetic activity from drought stress. However, based on the results of Rios *et al.* (2009) chloroplasts sub-structures such as thylakoids were not disordered under moderate water deficit and they were damaged only under severe stress conditions in maize. Figures 1A, B showed the recovery of Pn and Rs by re-watering. When re-

watered after three weeks, Rs of some hybrids such as SC704, SC647 and SC700 became similar to that of the control plants. Some experiments have stated the recovery of the photosynthesis activity and improvement of physiologic traits after re-watering (Srivastava *et al.* 2009; Goodarzian-Ghahfarokhi *et al.* 2015).

In the present study, significant decrease in the photosynthetic rate was associated with a significant reduction in plant growth. Also a strong relationship between biomass production and Pn under drought stress was observed (Table 4). Down-regulation of photosynthesis may depend more on the availability of CO_2 in the chloroplast rather than on leaf water content or water potential (Flexas *et al.* 2004; Saibo *et al.* 2009; Galmés *et al.* 2011).

In our study, genotypic differences were observed among the hybrids. SC260 was more sensitive to water stress as compared to other hybrids. For example, biomass of this hybrid was reduced 1.79 fold more than that of SC647 (Figure 2 B). Rosales-Serna *et al.* (2004) and Goodarzian-Ghahfarokhi *et al.* (2015) also reported similar results in common bean and maize, respectively. They observed that overall yield reduction was greater in the susceptible genotypes than in the tolerant genotypes under drought stress condition.

The recorded reduction in plant height probably is associated with a decline in cell enlargement and division, and increased leaf senescence under water deficit (Bhatt and Srinivasa Rao 2005). Oktem (2008), Payero *et al.* (2009) and Kabiri and Naghizadeh (2015) reported that drought stress decreased dry matter, plant

height and grain yield in maize and barley plants. It is important to consider that both the time and

degree of stress are important and effective in determining the final crop yield (Nayyar 2003).

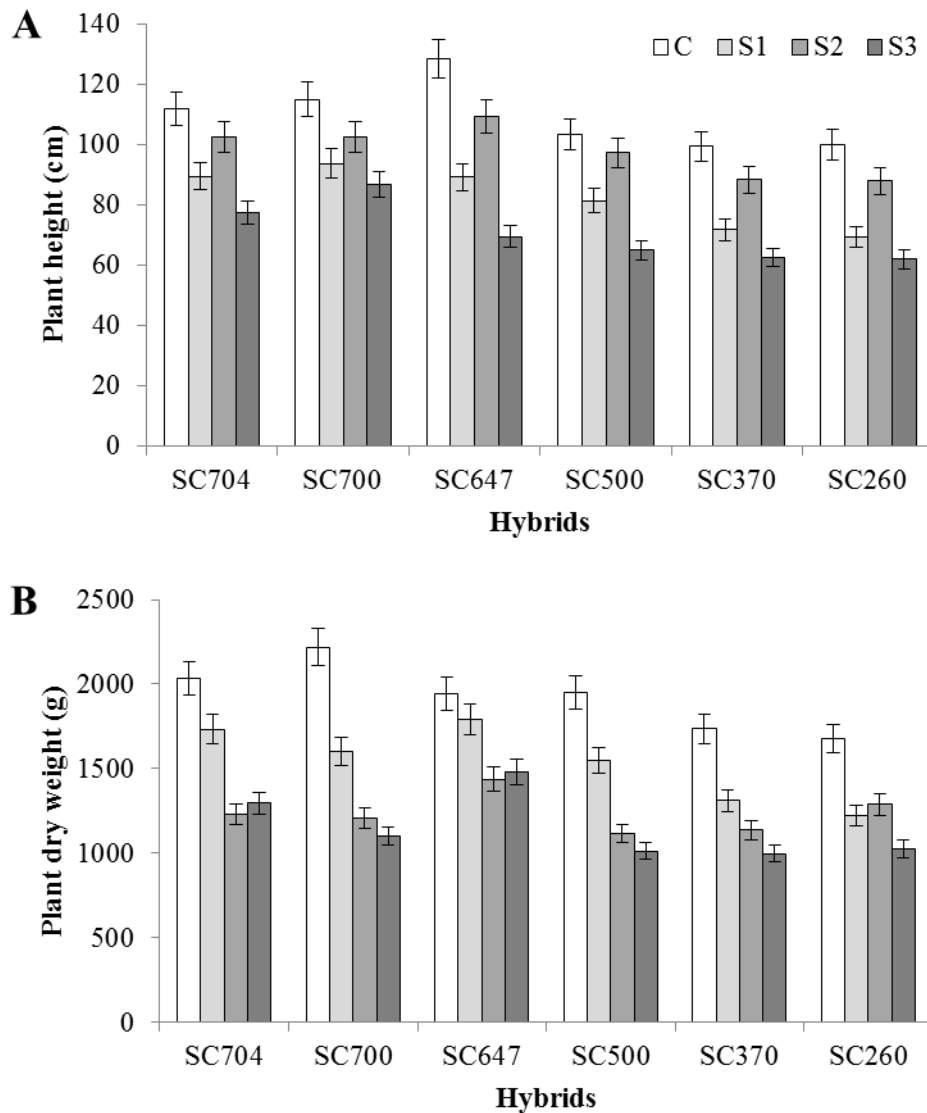


Figure 2. Effects of drought stress on plant height (A) and plant dry weight (B) in maize hybrids during the vegetative growth stage, reproductive stage and combination of both stages; C: control (90% FC), S1: 50% FC at the vegetative stage, S2: 50% FC at the reproductive stage, S3: 50% FC at combination of vegetative and reproductive stages. The values are mean \pm SE (n = 4).

Kong *et al.* (2003) and Li-Ping *et al.* (2006) showed that soil water deficit during vegetative development of maize decreases vegetative growth, impairs the development of reproductive structures, and decrease grain yield ultimately. Grain filling of maize can be reduced by drought

stress due to decreases in carbon exchange rates (photosynthesis) and/or the duration of grain filling. In this case, Li-Ping *et al.* (2006) indicated that when drought stress occurred at the reproductive phase, the supply of photo-assimilate for the subsequent grain filling is limited. Blum

(2009) pointed out that source limitation (decrease of photosynthesis) was the cause of lower grain weight and reduction of grain yield depended on the severity of soil moisture deficiency.

Drought stress at different growth stage showed negative effects on WUE of different maize hybrids (Figure 3) and there was positive correlation between WUE and BDM (Table 4). Many reports have pointed out the linear relationship between WUE and yield in wheat, maize and other plants (Munns 2002; Li *et al.* 2003; Gao *et al.* 2004). WUE and dry matter are related closely up to the redox state in plants. Plants

complete transportation and conversion of photosynthetic products earlier (Gao *et al.* 2004).

The positive correlation between agronomic traits and photosynthetic activity suggests that the reduction in biomass at the drought stress condition may be due to factors affecting stomatal closure and damage of photosynthetic apparatus (Table 4). In addition, increase in the photosynthetic activity after water stress (during re-watering stage) showed that stomata are the main limiting factors to carbon uptake (Boussadia *et al.* 2008). However, degree and intensity of recovery of photosynthesis and stomatal resistance after re-watering has not been fully clarified.

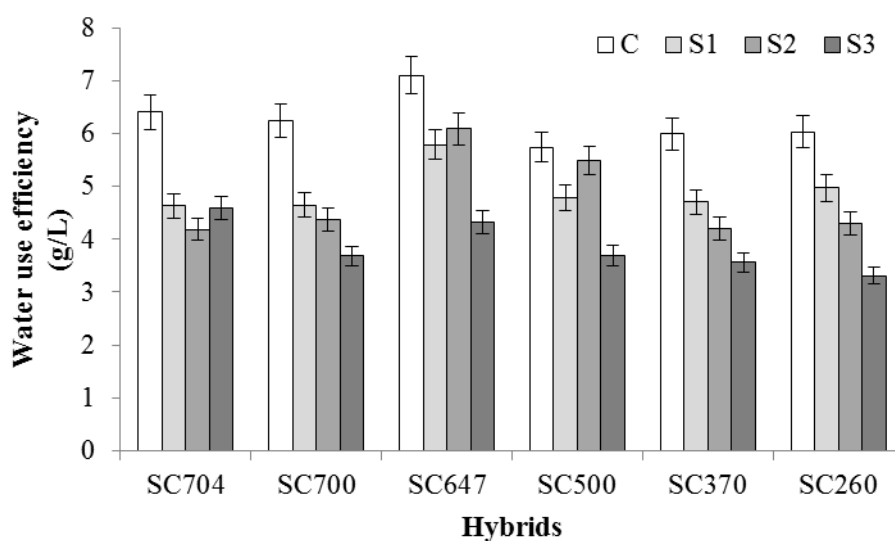


Figure 3. Effects of drought stress on water use efficiency in maize hybrids during the vegetative growth stage, reproductive stage and combination of both stages; C: control (90% FC), S1: 50% FC at the vegetative stage, S2: 50% FC at the reproductive stage, S3: 50% FC at combination of vegetative and reproductive stages. The values are mean \pm SE (n = 4).

Conclusion

Drought stress impaired physiological function and biomass production. Significant reductions in the water use efficiency and biomass are due to a reduced leaf size and leaf area affecting carbon assimilation, as well as decreased net

photosynthesis rate and stomatal conductance. In general, our findings suggest that the capacity of a plant to induce lower photosynthetic activity in response to drought stress may greatly connect to its ability to sustain growth. Furthermore, among the hybrids, SC647 had the maximum plant growth

and photosynthetic activity, followed by SC704. The variation observed amongst the evaluated hybrids suggests the existence of valuable genetic diversity for crop improvement in relation to drought tolerance.

Acknowledgements

The authors are thankful for the support of the colleagues in Agricultural and Natural Resources, Razi University, Kermanshah, Iran, who helped us to conduct the experiment.

References

- Ahmad F, Rahmatullah T, Aziz M, Aamer Maqsood M, Tahir A, and Kanwal S, 2007. Effect of silicon application on wheat (*Triticum aestivum* L.) growth under water deficiency stress. *Emirates Journal of Food and Agriculture* 19(2): 01-07.
- Allahmoradi P, Mansurifar C, Saeidi M and Jalali Honarmand S, 2013. Water deficiency and its effects on grain yield and some physiological traits during different growth stages in lentil (*Lens culinaris* L.) cultivars. *Annals of Biological Research* 4(5): 139-145.
- Ashraf M, 2010. Inducing drought tolerance in plants: recent advances. *Biotechnology Advances* 28: 169-183.
- Azhand M, Saeidi M and Abdoli M, 2015. Evaluation of the relationship between gas exchange variables with grain yield in barley genotypes under terminal drought stress. *International Journal of Biosciences* 6: 366-374.
- Bacelar EA, Santos DL, Moutinho-Pereira JM, Gonçalves BC, Ferreira HF and Correia CM, 2006. Immediate responses and adaptative strategies of three olive cultivars under contrasting water availability regimes: changes on structure and chemical composition of foliage and oxidative damage. *Plant Science* 170: 596-605.
- Baldochi D, Ma S, Rambal S, Misson L, Ourcival JM, Limousin JM, Pereira JS and Papale D, 2010. On the differential advantages of ever greenness and deciduousness in Mediterranean oak woodlands: a flux perspective. *Ecological Applications* 20: 1583-1597
- Bhatt RM and Srinivasa Rao NK, 2005. Influence of pod load response of okra to water stress. *Indian Journal of Plant Physiology* 10: 54-59.
- Blum A, 2009. Effective use of water (EUW) and not water-use efficiency (WUE) is the target of crop yield improvement under drought stress. *Field Crops Research* 112: 119-123.
- Boussadia O, Ben Mariem F, Mechri B, Boussetta W, Braham M and Ben El Hadj S, 2008. Response to drought of two olive tree cultivars (cv. Koroneki and Meski). *Scientia Horticulturae* 116: 388-393.
- Cartes P, Jara AA, Pinilla L, Rosas A and Mora ML, 2010. Selenium improves the antioxidant ability against aluminium-induced oxidative stress in ryegrass roots. *Annals of Applied Biology* 156: 297-307.
- Chalapathi Rao ASV and Reddy AR, 2008. Ascorbate-glutathione cycle enzymes in rice leaves coordinately respond to drought stress. *Journal of Plant Biology* 35: 39-46.
- Chaves MM, Flexas J and Pinheiro C, 2009. Photosynthesis under drought and salt stress: regulation mechanisms from whole plant to cell. *Annals of Botany* 103: 551-560.
- Chen X, Wang J, Shi Y, Zhao MQ and Chi GY, 2011. Effects of cadmium on growth and photosynthetic activities in pakchoi and mustard. *Botanical Studies* 52: 41-46.
- David TS, Henriques MO and Kruz-Besson C, 2007. Water-use strategies in two co-occurring Mediterranean evergreen oaks: surviving the summer drought. *Tree Physiology* 27: 793-803.
- Degu HD, Ohta M and Fujimura T, 2008. Drought tolerance of *Eragrostis tef* and development of roots. *International Journal of Plant Sciences* 169: 768-775.
- Flexas J, Bota J, Loreto F, Cornic G and Sharkey TD, 2004. Diffusive and metabolic limitations to photosynthesis under drought and salinity in C₃ plants. *Plant Biology* 6: 269-279.
- Galmés J, Ribas-Carbó M, Medrano H and Flexas J, 2011. Rubisco activity in Mediterranean species is regulated by the chloroplastic CO₂ concentration under water stress. *Journal of Experimental Botany* 62: 653-665.

- Gao SJ, Wang WJ and Guo TC, 2004. C-N metabolic characteristics in flag leaf and starch accumulating developments in seed during grain filling stage in two winter wheat cultivars with different spike type. *Acta Agronomica Sinica* 29 (3): 427-431.
- Gholinezhad E, Darvishzadeh R and Bernousi I, 2013. Evaluation of genetic variations in Iranian confectionery sunflower landraces (*Helianthus annuus* L.) under various water treatment conditions. *Journal of Plant Physiology and Breeding* 3(2): 67-82.
- Goodarzian-Ghahfarokhi M, Mansurifar C, Taghizadeh-Mehrjardi R, Saeidi M, Jamshidi AM and Ghasemi E, 2015. Effects of drought stress and rewatering on antioxidant systems and relative water content in different growth stages of maize (*Zea mays* L.) hybrids. *Archives of Agronomy and Soil Science* 61 (4): 493-506.
- Grassi G and Magnani F, 2005. Stomatal, mesophyll conductance and biochemical limitations to photosynthesis as affected by drought and leaf ontogeny in ash and oak trees. *Plant, Cell and Environment* 28: 834-849.
- Kabiri R and Naghizadeh R, 2015. Exogenous acetylsalicylic acid stimulates physiological changes to improve growth, yield and yield components of barley under water stress condition. *Journal of Plant Physiology and Breeding* 5(1): 35-45.
- Kaminski KP, Krup K, Nielsen KL, Liu F, Topbjerg HB, Kirk HG and Andersen MN, 2014. Gas-exchange, water use efficiency and yield responses of elite potato (*Solanum tuberosum* L.) cultivars to changes in atmospheric carbon dioxide concentration, temperature and relative humidity. *Agricultural and Forest Meteorology* 187: 36-45.
- Kao W, Tsai T and Shih C, 2003. Photosynthetic gas exchange and chlorophyll a fluorescence of three wild soybean species in response to NaCl treatments. *Photosynthetica* 41: 415-419.
- Kong QQ, Hu CH and Dong ST, 2003. Evolution of root characters during all growth stage of maize cultivars in different eras in China. *Acta Agronomica Sinica* 29 (5): 641-645.
- Li YH, Wang W and Ma QJ, 2003. The osmotic adjustment and photosynthesis of a wheat cultivar Hanfeng 9703 with high yield, drought resistance under drought stress. *Acta Agronomica Sinica* 29 (5): 759-764.
- Li-Ping B, Fang-Gong S, Ti-Da G and Guang-Sheng Z, 2006. Effect of soil drought stress on leaf water status, membrane permeability and enzymatic antioxidant system of maize. *Soil Science Society of China* 16 (3): 326-332.
- Liu F and Stützel H, 2004. Biomass partitioning, specific leaf area and water use efficiency of vegetable amaranth (*Amaranthus* spp.) in response to drought stress. *Scientia Horticulturae* 102: 15-27.
- Mansurifar C, Allahmoradi P, Jalali Honarmand S and Saiedi M, 2012. Some physiological characteristics of lentil (*Lens culinaris* L.) cultivars in response to drought stress. *World Academy of Science, Engineering and Technology* 69: 1566-1571.
- McKim HL, Walsh JE and Arion DN, 1980. Review of Techniques for Measuring Soil Moisture in Situ. United States Army Corps of Engineers. Cold Regions Research and Engineering Laboratory. Hanover, New Hampshire, USA. Report 80-31.
- Munns R, 2002. Comparative physiology of salt and water stress. *Plant, Cell and Environment* 25 (2): 239-252.
- Nayyar H, 2003. Accumulation of osmolytes and osmotic adjustment in water-stressed wheat (*Triticum aestivum*) and maize (*Zea mays*) as affected by calcium and its antagonists. *Environmental and Experimental Botany* 50: 253-264.
- Niinemets Ü, Cescatti A, Rodeghiero M and Tosens T, 2006. Complex adjustments of photosynthetic potentials and internal diffusion conductance to current and previous light availabilities and leaf age in Mediterranean evergreen species *Quercus ilex*. *Plant, Cell and Environment* 29: 1159-1178.
- Ohashi Y, Saneoka H and Fujita K, 2000. Effect of water stress on growth, photosynthesis and photoassimilate translocation in soybean and tropical pasture legume siratro. *Soil Science and Plant Nutrition* 46: 417-425.
- Oktem A, 2008. Effects of deficit irrigation on some yield characteristics of sweet corn. *Bangladesh Journal of Botany* 37 (2): 127-131.
- Parida AK, Dagaonkar VS and Phalak MS, 2007. Alterations in photosynthetic pigments, protein and osmotic components in cotton genotypes subjected to short-term drought stress followed by recovery. *Plant Biotechnology Journal* 1: 37-48.

- Payero JO, Tarkalson D, Irmak S, Davison D and Petersen JL, 2009. Effect of timing of a deficit-irrigation allocation on corn evapotranspiration, yield, water use efficiency and dry mass. *Agricultural Water Management* 96: 1387-1397
- Pradhan GP, Prasad PV, Fritz AK, Kirkham MB and Gill BS, 2012. Effects of drought and high temperature stress on synthetic hexaploid wheat. *Functional Plant Biology* 39: 190-198.
- Rahnama A, Poustini K, Tavakkol-Afshari R and Tavakoli A, 2010. Growth and stomatal responses of bread wheat genotypes in tolerance to salt stress. *World Academy of Science, Engineering and Technology* 4: 11-27.
- Rios JJ, Blasco B, Cervilla LM, Rosales MA, Sanchez-Rodriguez E, Romero L and Ruiz JM, 2009. Production and detoxification of H₂O₂ in lettuce plants exposed to selenium. *Annals of Applied Biology* 154: 107-116.
- Rosales-Serna R, Kohashi-Shibata J, Acosta-Gallegosb JA, Trejo-Lopez C, Ortiz-Cereceres J and Kelly JD, 2004. Biomass distribution, maturity acceleration and yield in drought-stressed common bean cultivars. *Field Crops Research* 85: 203-211.
- Saeed Rauf S and Sadaqat HA, 2008. Effect of osmotic adjustment on root length and dry matter partitioning in sunflower (*Helianthus annuus* L.) under drought stress. *Acta Agriculturae Scandinavica, Section B - Plant Soil Science* 58 (3): 252-260.
- Saeidi M and Abdoli M, 2015. Effect of drought stress during grain filling on yield and its components, gas exchange variables and some physiological traits of wheat cultivars. *Journal of Agricultural Science and Technology* 17 (4): 885-898.
- Saibo NJM, Lourenço T and Oliveira MM, 2009. Transcription factors and regulation of photosynthetic and related metabolism under environmental stresses. *Annals of Botany* 103: 609-623.
- Sairam R, Srivastava G, Agarwal S and Meena RC, 2005. Differences in antioxidant activity in response to salinity stress in tolerant and susceptible wheat genotypes. *Biologia Plantarum* 49: 85-91.
- Srivastava M, Maa LQ, Rathinasabapathib B and Srivastava P, 2009. Effects of selenium on arsenic uptake in arsenic hyperaccumulator *Pteris vittata* L. *Bioresource Technology* 100: 1115-1121.
- Wentworth M, Murchie MH, Gray JE, Villegas D, Pastenes C, Pinto M and Horton P, 2006. Differential adaptation of two varieties of common bean to abiotic stress. II. Acclimation of photosynthesis. *Journal of Experimental Botany* 57 (3): 699-709.
- Yao X, Chu J and Wang G, 2009. Effects of selenium on wheat seedlings under drought stress. *Biological Trace Element Research* 130: 283-290.
- Zbírál J, 2000. Determination of phosphorus in calcareous soils by mehlich 3, mehlich 2, CAL and egner extractants. *Communications in Soil Science and Plant Analysis* 31: 3037-3048.
- Zlatev Z and Lidon FC, 2012. An overview on drought induced changes in plant growth, water relations and photosynthesis. *Emirates Journal of Food and Agriculture* 24 (1): 57-72.