



Genetic Variability and QTL Mapping for Seed Germination Characters under Water Stress in Sunflower

Asa Ebrahimi^{1*} and Ahmad Sarrafi²

Received: July 31, 2012 Accepted: April 29, 2014

¹Department of Plant Breeding, Science and Research Branch, Islamic Azad University, Tehran, Iran

²Department of Biotechnology and Plant Breeding, Toulouse University, France

*Corresponding author: e-mail: dr.asaebrahimi@gmail.com

Abstract

The objective of this research was to study the genetic control of germination variables under normal and water deficit conditions in sunflower. A population of 100 recombinant inbred lines obtained from a cross between PAC2 and RHA266 was used in the present study. The experiment was performed as a randomized complete block design with three replications. Germination variables were time to starting germination (TSG), time to maximum germination (TMG), time to 50% germination (T50%G) and percentage of seed germination (PSG). The putative causes of variation in germination, oil content (OC) and 1000 grain weight (1000GW) were also measured. Positive correlations were observed between PSG and OC, as well as between 1000 GW and the different times to germination. Several non-specific QTLs to water deficit were detected for germination parameters. “*HA1837*”, “*SSL27*” and “*ORS671_1*” were the SSR markers associated with QTLs detected for germination characters independent of germination environments. The most important specific QTL was associated with “*ORS677*” SSR marker in the water stress condition, explaining 24% of the phenotypic variance for PSG.

Keywords: Drought stress; QTL; SSR marker; Times to germination

Introduction

Seed germination and early seedling growth are the most sensitive stages under environmental stresses (Cook 1979; Jones 1986). Water stress is one of the most severe limitations of crop growth in the semi-arid and arid regions of the world as it impacts a vital effect on plant metabolism at all growth stages. Therefore, depending on plant species, water stress could be critical for germination and seedling development.

Genetic studies have shown that the relative ability to germination in salt or osmotic solution is heritable in tomato (Foolad and Jones, 1991; Saleki *et al.* 1993). On the other hand, Bettey *et al.* (2000) reported lower heritability of mean germination time under normal and stressed conditions (14 and 24%, respectively) in *Brassica*

oleracea. Foolad *et al.* (2003) reported significant genetic correlations among seed germination rate under cold, salt and PEG treatments in tomato. According to Ecker (*et al.* 1994), the genes with additive action controlled high germination speed while slow germination speed appeared to be induced by genes with pleiotropic effects in *Eustoma grandiflorum*. Significant genetic correlation was observed between germination rate and grain weight in soybean (Singh *et al.* 1978).

There is a wide variation among species for the minimum water required for plant growth (Evans and Etherington 1990). Since the water potential of dry seed is very low (generally between -350 and -50 MPa) and the gradient for water uptake is large, when water in the

environment is in the physiological range, germination can occur, from 0 to approximately -2 MPa (Roberts and Ellis 1989). According to Heydecker *et al.* (1975) polyethylene glycol (PEG) is commonly used as an osmotic-priming agent, because of its relatively inert and non-toxic nature. PEG was used as drought treatment in sunflower germination with different concentration (Lenzi *et al.* 1995; Turhan and Baser 2004).

Seed germination in oilseed plants involves degradation of oil bodies by sequential and/or collective action of many hydrolytic enzymes such as proteases, phospholipases, lipoxygenase and lipase at different stages of lipolysis (Lin and Huang 1983; Wang and Huang 1987; Feussner *et al.* 1996; May *et al.* 1998; Sadeghipour and Bhatla 2002). Ujjinaiah *et al.* (1989) reported that higher seed oil percentage will lead to higher germination percentage in sunflower. While, Ahmad (2001) observed a negative correlation between oil content and germination percentage in sunflower.

Ebrahimi *et al.* (2012) identified several AFLP markers associated with germination percentage under drought stress in sunflower mutant lines. Three mutant genes were identified in *Arabidopsis thaliana* that decreased water potential for seed germination in saline or osmotic (mannitol) solutions (Saleki *et al.* 1993). Two genes, encoding isocitrate lyase (*IL*) and malate synthase (*MS*), were detected for germination and post-germination characters in the programmes studying gene expression. *IL* and *MS* were important glyoxylate cycle enzymes which involved in stored lipids mobilization of plant seedlings (Terry 1993).

In-vitro screening methods are considered as rapid and easy screening tests for studying the response of genotypes to water stress conditions. Moreover, genetic markers have become an important tool in the selection and screening of plants under environmental stresses (Jahromi 1996). Germination and emergence characteristics are complex traits, likely to be controlled by a number of genes, and therefore require quantitative trait loci (QTL) analysis. This analysis integrates molecular marker linkage maps with data obtained on quantitative traits to give information on the effects and locations of the loci controlling these characters (Kearsey 1998). Al-Chaarani *et al.* (2005) detected four QTLs for germination percentage and two QTLs for time of 50% germination in sunflower in normal condition. The highest phenotypic variance (18%) that was explained by QTL, was observed for time of 50% germination. Davar *et al.* (2015) found 58 QTLs for seed germination, seedling vigour and growth and developmental traits in sunflower. In the water stress condition, one QTL was obtained for mean germination time in *Brassica oleracea* (Betty *et al.* 2000). Some QTLs were identified for salt, cold and drought tolerance during seed germination in tomato (Foolad *et al.* 1998; Foolad 1999; Foolad *et al.* 2003). Barreto Dias *et al.* (2011) determined distinct QTLs for germination under sub- and supra-optimal temperatures on chromosomes 3, 5, 7, 8 in *Medicago truncatula*. An initial set of putative candidate genes was identified in the light of the role of abscisic acid/gibberellin balance in regulating germination at high temperatures (e.g. *ABI4*, *ABI5*), the molecular cascade in response to cold stress (e.g. *CBF1*, *ICE1*) in *Medicago truncatula* (Barreto

Dias *et al.* 2011). DeRose-Wilson and Gaut (2011) identified genomic regions involved in germination response under saline condition in *Arabidopsis thaliana*.

As far as our knowledge, the QTL analysis for germination characters of sunflower under water stress conditions has not been reported in the literature. The aim of this study was to identify the chromosomal regions which affect the seed germination characters under normal and PEG treatment conditions.

Materials and Methods

Plant material and experimental conditions

A population of 100 recombinant inbred lines (RILs) was developed through single-seed descent from a cross between PAC2 and RHA266. The RIL population and their two parents were used in order to determine the genetic variability of seed germination characters.

The experiment was performed under normal and polyethylene glycol treatment conditions. Sterile germination medium containing 0.3% w/v phytagel was prepared for both conditions. The germination medium for the water stress treatment included also 0.28% w/v polyethylene glycol (PEG 6000), corresponding to -1.3 MPa of water potential (Lenzi *et al.* 1995; Foolad *et al.* 2003). The seeds were surface-sterilized with 0.5% calcium hypochloride and washed three times in sterile, distilled water and briefly blotted. The seeds were then transferred to petri dishes (95 mm diameter) containing the special medium. Each Petri dish contained 20 seeds (per replication). Petri dishes were arranged as factorial design in incubators maintained in dark where the temperature was 25°C for day (16 h) and 20°C for

night (8h). The experiment was carried out as randomized complete block design with three replications.

Trait measurements

The number of germinated seeds was determined for each experimental unit, two times a day, until the time when the percentage of germination was stable at five successive observations. The time to starting germination (TSG) was determined when the protrusion of the radicle was observed for at least one seed in the Petri dish. The time to maximum germination (TMG) was determined when for the first time the percentage of seed germination (PSG) got stable. The time to 50% germination (T50%G) corresponded to 50% of total seed germination in the Petri dish. Oil content (OC) was determined by Nuclear Magnetic Resonance and 1000 grain weight (1000GW) was measured in every experimental unit.

Statistical analyses and QTL mapping

The data was analysed using the SAS PROC GLM (SAS Institute Inc, NC, USA, 1996). A mixed model with water treatment as the fixed factor, and genotype (RILs and parents) as random factor was used for analysis of the data under both conditions. Sunflower reference map recently constructed by Poormohammad Kiani *et al.* (2007), was used for detection of QTLs. This map contained 304 AFLP and 191 SSRs markers with mean density of 3.7 cM per locus. For mapping of QTLs and estimation of their effects, composite interval mapping model 6 on WinQTL Cart (Version 2.5) was used (Wang *et al.* 2005). The control marker number and the window size were 15 and 15 cM, respectively. The experiment-wise threshold level to declare linkage was

calculated from 1000 permutations of each genotype marker against the phenotype in the population. Linkage was reported as significant if the two statistics for a marker were greater than the critical value at $P=0.05$ as described by Kassem *et al.* (2007).

Results

Phenotypic variation and correlations

Analysis of variance of the RILs and their parents ("PAC2" and "RHA266") showed highly significant variation among genotypes and water

regimes for all of the germination variables studied (Table 1). Water regime \times RIL was also significant indicating a difference among RILs for the germination response to water regimes. Phenotypic performance of RILs and their parents for all traits are summarized in Table 2. Difference between the parents was significant for PSG and TMG under water stress condition. Genetic gain, calculated as the difference between the mean of the top 10% selected RILs ($\bar{X}_{10\%RIL}$) and the mean of the parents (\bar{X}_P), was significant for PSG under stress environment.

Table 1. Mean squares of some germination characters in the sunflower recombinant inbred line

Source of variation	df	TSG	T50%G	TMG	PSG
Drought	1	564696.0**	1270960.1**	2940700.0**	237208.1**
Block	2	338.4	2793.1	6180.2	880.2
Drought \times block	2	4259.2***	5088.8***	8058.2***	419.7**
RIL	99	2801.1***	2193.2***	1907.4***	1429.1***
Drought \times RIL	99	2149.6***	1607.6***	1796.8***	922.3***
Error	396	525.8	548.9	685.5	83.0
Total	599				

TSG, time to starting germination (h); T50%G, time to 50% germination (h); TMG, time to maximum germination (h); PSG, percentage of seed germination.

*, **, *** Significant at 0.05, 0.01 and 0.001 probability levels, respectively.

Table 2. Genetic variability and genetic gain for germination characters in the normal and PEG treatment conditions

	TSG		T50%G		TMG		PSG	
	Normal	PEG	Normal	PEG	Normal	PEG	Normal	PEG
PAC2 (P1)	26.0+	58.0	29.0	98.0	45.0	186.0	96.7	81.7
RHA266 (P2)	29.0	77.0	29.0	89.0	53.0	143.0	93.3	66.7
P1-P2	-3.0 ^{ns}	-19.0 ^{ns}	0.0 ^{ns}	9.0 ^{ns}	-8.0 ^{ns}	43.0*	3.4 ^{ns}	15.0*
$\bar{X}_P = (P1 + P2)/2$	27.5	67.5	29.0	93.0	49.0	164.5	95.0	74.2
MAX RIL	47.0	266.0	64.0	263.0	106.0	282.0	100.0	93.3
MIN RIL	18.0	40.0	20.0	66.0	34.0	114.0	51.7	3.3
\bar{X}_{RIL}	24.2	90.0	33.2	125.8	58.2	198.7	94.3	54.2
10% SRIL	18.3	52.6	23.0	81.0	38.3	148.2	100.0	90.0
GG10% = 10% RIL - \bar{X}_P	-9.2 ^{ns}	-14.9 ^{ns}	-6.0 ^{ns}	-12.0 ^{ns}	-10.7 ^{ns}	-16.3 ^{ns}	5.0 ^{ns}	15.8*

10%SRIL: the mean of the top 10% selected RILs; GG10%: genetic gain when the mean of the top 10% selected RILs is compared with the mean of the parents. TSG, time to starting germination (h); T50%G, time to 50% germination (h); TMG, time to maximum germination (h); PSG, percentage of seed germination; OC, oil content (%); 1000GW, 1000-grains weight; *Significant at 0.05 probability level; ^{ns} non-significant.

^{*}Mean of three replication

Table 3. Correlations among some germination characters under normal (1) and water stress (2) conditions

		TSG	T50%G	TMG	PSG	OC
T50%G	1	0.83***				
	2	0.64***				
TMG	1	0.35***	0.60***			
	2	0.40***	0.71***			
PSG	1	-0.62***	-0.50***	-0.06		
	2	-0.36***	-0.65***	-0.53***		
OC	1	-0.39***	-0.37***	-0.13*	0.40***	
	2	-0.34***	-0.47***	-0.36***	0.44***	
1000GW	1	0.83***	0.042	-0.07	-0.12*	-0.32***
	2	0.28***	0.49***	0.42***	-0.49***	-0.30***

TSG, time to starting germination (h); T50%G, time to 50% germination (h); TMG, time to maximum germination (h); PSG, percentage of seed germination.

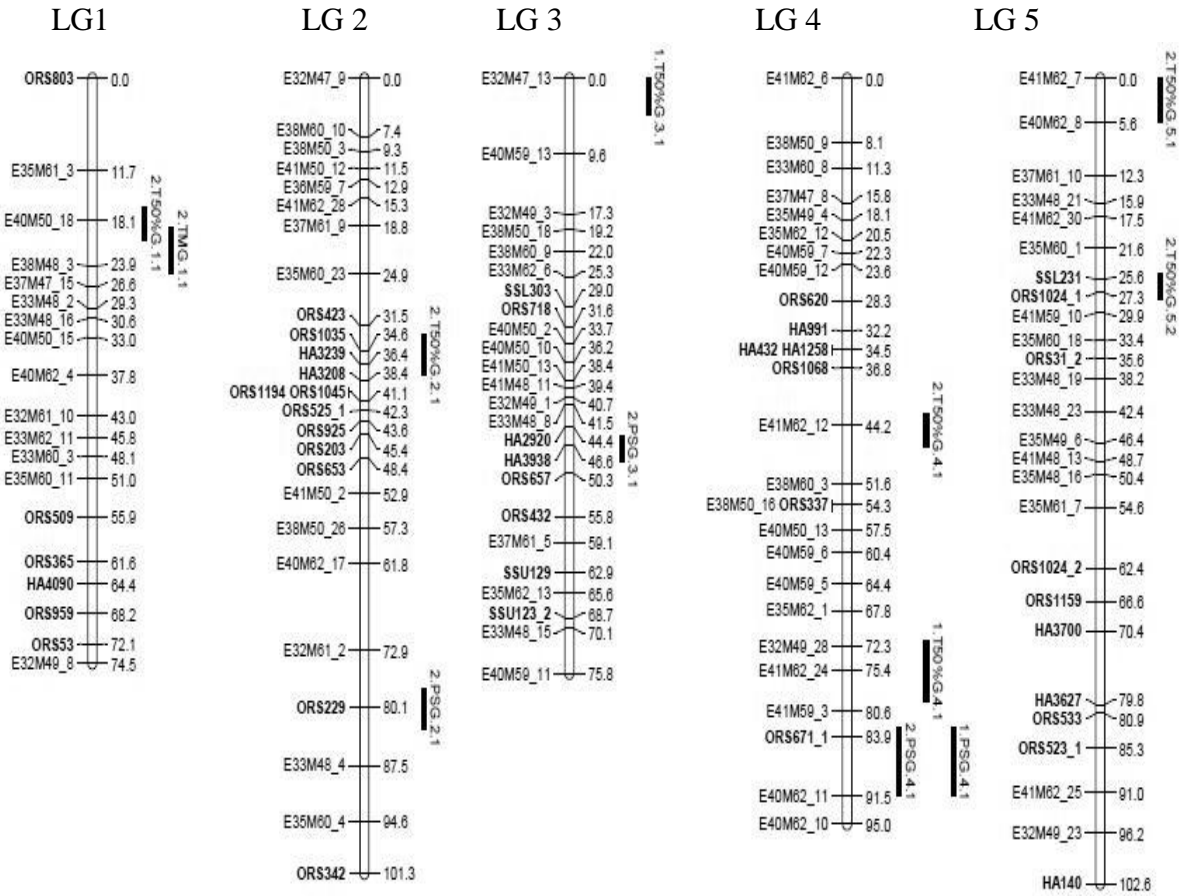
*' *** Significant at 0.05 and 0.001 probability levels, res


There were positive correlations among the times of starting, 50% and maximum germination (TSG, T50%G and TMG) under both conditions (water stress and normal) (Table 3). Furthermore, positive correlations were observed between PSG and OC in both conditions, as well as between 1000 GW and the times of starting, 50% and maximum germination. Negative correlations of OC and PSG with time of starting, 50% and maximum germination were detected in both conditions.


QTL mapping

The map position and characteristics of QTL associated with the studied traits are summarized in Table 4. QTLs were designated by 1 and 2, for normal and water stress conditions, followed by the abbreviation of the traits (TSG, T50%G, TMG, PGS), the corresponding linkage group and the number of QTLs in the group. For an easier overview of overlapping QTLs between traits and culture media (normal and PEG treatment conditions), all QTL regions were illustrated in Figure 1. The QTLs explained from 5% to 29% of

the phenotypic variance (R^2) of the traits. The phenotypic variances explained by the QTLs for the time to starting germination (TSG) ranged from 5% to 20%. The positive alleles for the most important QTL of TSG (*2.TSG.11.1*) under water stress condition ($R^2= 20\%$) came from RHA266, C62, C89, C101, C115 and LR 16a which were the best genotypes for germination under normal environment. The most important QTLs for T50%G were 1.T50%G.11.1, 1.T50%G.10.1, 2.T50%G.5.2 and 2.T50%G.1.1 which explained 29, 24, 17 and 13% of the phenotypic variance of this trait, respectively under normal and stress media. Positive alleles for these QTLs came from RHA266 except for "1.T50%G.10.1". For the time to maximum germination (TMG), the most important QTL (1.TMG.11.2) was on LG11; the favourable alleles which decreased TMG came from RHA266. The most important QTL for PSG (2. PSG.17.3), was located on LG 17 ($R^2= 24\%$) in the water stress medium and positive alleles for this QTL came from PAC2.










Figure 1. Improved molecular genetic linkage map of sunflower based on 304 AFLP and 191 SSR markers using 100 'PAC2 x RHA266' recombinant inbred lines (RILs). The position of QTLs were presented on the right side of linkage groups. Bars represent intervals associated with the QTLs. The numbers before QTLs name: 1. Normal; 2. PEG treatment. TSG; Time to starting germination (h), T50%G; Time to 50% germination (h), TMG; Time to maximum germination (h), PSG; Percentage of seed germination LG; Linkage group. (A)

Discussion

Phenotypic variation among genotypes

Water stress affected all of the germination characters significantly. In addition, there were differences among the RILs in terms of their response to water deficit. Turhan and Baser (2004) and Lenzi *et al.* (1995) showed significant differences for response to water deficit among their sunflower genotypes. Furthermore, Ebrahimi and Sarrafi (2012) presented similar findings in a population of sunflower mutant lines obtained by gamma radiation. Water treatment \times RIL interaction was significant, suggesting that response by a genotype in relation to other genotypes varies between the two germination media.

Correlations were positive among all times to starting, 50% and maximum germination (TSG, T50%G and TMG) under normal and water stress conditions. Foolad *et al.* (1998) also detected positive correlation between impenetrable times to germination in tomato under salt stress. The strong or moderate correlations among the times to germination indicated that some similar or identical genes and physiological mechanisms control the different germination characters (TSG, T50%G and TMG) in sunflower under normal and water stress conditions. Davar *et al.* (2015) reported a significant correlation between days to seedling emergence and V4 stage in sunflower. Negative correlations between PSG and times to starting, 50% and maximum germination (TSG, T50%G and TMG) were obtained under both conditions, which corresponds with the results of Al-Chaarani *et al.* (2005) under the normal

condition in sunflower. These results indicated that rapid germination is associated with a high percentage of germination. Negative correlations between seed oil content and time to starting, 50% and maximum germination suggested that genotypes with a high percentage of seed oil content have a rapid seed germination. Negative correlation was observed between 1000 GW and PSG. This was also reported by Singh *et al.* (1978) in soybean and by Torres *et al.* (1991) in sunflower. Ebrahimi and Sarrafi (2012) also showed that some sunflower mutant lines had high germination percentage under water stress condition.

Significant differences were observed between the parents under water stress condition for PSG and TMG (Table 2). This result suggests that parental lines carry different genes for adaptation to water stress. Genetic gain, considered as the difference between the mean of the 10% selected RILs and the mean of the parents ($\bar{X} P$), was significant for PSG under the water stress treatment, showing transgressive segregation for this trait. Davar *et al.* (2015) reported significant genetic gain for speed of germination and days to seedling emergence in sunflower. Some studies indicated that selection for rapid germination under stress condition results in progeny with improved germination under normal condition in tomato (Foolad *et al.* 1999; Foolad *et al.* 2003). These studies supported a previous suggestion that similar physiological mechanisms may control the rate of seed germination under different environmental conditions (Bradford 1995). However, for

practical purposes, it is important to determine whether the same or different genes control the rate of tomato seed germination under water stress and normal conditions.

QTL analysis

QTLs identified in the present study showed that several putative genomic regions were involved in the expression of the germination traits under two experimental conditions (Table 4). Two types of QTLs for germination characters were identified: QTLs which affected germination characters in the normal and water stress media (non-specific QTL) and QTLs which affected germination traits only in one environment, either normal or water stress condition (specific QTL). The identification of non-specific QTLs indicated the presence of relationships between germination characters in the water stress and normal conditions. However, whether such genetic relationships were due to pleiotropic effects of the same genes, physical linkage of different genes, or combination of the two, it could not be determined in this study. Isolation and characterization of functional genes affecting germination rate under different conditions may resolve this issue. The detection of non-specific QTLs however is consistent with the significant correlations observed among germination characters under normal and water stress conditions (Table 3). The results are also in agreement with positive correlation obtained between rate of tomato seed germination of non-stress and stress (cold and salt) conditions (Foolad and Lin 1999; Foolad *et al.* 1999).

Linkage group 11 was most important in relation to times to starting, 50% and maximum germination in sunflower with seven QTLs for

TSG, T50%G and TMG under both conditions (non-specific). All of the favorable alleles for the times to starting, 50% and maximum germination on linkage group 11 came from RHA266 except 2.TMG.11.1 QTL \TMG under both conditions (non-specific). All of the favorable alleles for the times to starting, 50% and maximum of germination on linkage group 11 came from RHA266 except 2.TMG.11.1 QTL. Five of these QTLs (1.TSG.11.1, 2.TSG.11.1, 1.T50%G.11.1, 2.T50%G.11.1, 1.TMG.11.2) were overlapped; this region probably has pleiotropic effect for the times to starting, 50% and maximum germination in sunflower. Two other QTLs (1.TMG.11.1,2.TMG.11.1) were also overlapped in this linkage group (11). Thus this linkage group is important for times to starting, 50% and maximum germination in the normal and water stressed conditions. The high number of overlapping QTLs for germination characters was confirmed also by positive correlations observed among all time to starting, 50% and maximum germination (Table 3). Bettey *et al.* (2000) also detected the overlapping for times to germination in *Brassica oleracea*. Barreto Diase *et al.* (2011) also reported an overlapped QTL for times to 20% and 50% germination rate in the linkage group 5 in *Medicago truncatula*. We detected two SSR markers: “HA1837” under the normal and water stress media and “ORS499” under the normal condition which were linked to TSG on linkage group 15. Another SSR marker (SSL33) was linked to TSG (1.TSG.14.1) which has been observed by Al-Chaarani *et al.* (2005) for seedling shoot length under non-stressed condition. Davar *et al.* (2015) also presented “ORS499” as an

associated marker linked to dry shoot weight in sunflower. We detected also marker “*E37M61_6*” linked to PSG which was reported for percentage of normal seedling by Al-Chaarani *et al.* (2005). The QTL for time to maximum germination (*1.TMG.8.1*) was overlapped with the QTL of PSG (*2.PSG.8.1*) on the linkage group 8. This region has probably pleiotropic effects for these traits. In the linkage group 4, non-specific QTLs (*1.PSG.4.1* and *2.PSG.4.1*) were detected which determined 9% and 17% of the phenotypic variation (R^2), respectively; The favorable alleles came from PAC2. This region could be important in breeding programs as it is linked to SSR marker “*ORS671-1*” controlling PSG under normal and water stress conditions in sunflower. This finding indicates the presence of germination-related common QTL/genes in sunflower which affect germination rate under different conditions. Foolad *et al.* (2007) also presented two non-specific QTLs for germination under cold, salt and drought stress on the linkage group 1 in tomato.

There were important overlapping QTLs for TSG (*1.TSG.15.1*, *2.TSG.15.1*) under both water treatments. These QTLs were linked to SSR marker “*HA1837*” and the favorable alleles for both QTLs under both water treatments came from RHA266. The presence of common QTL suggests presence of genetic relationships between the ability to germinate rapidly under different conditions and the expectation that selection and improvement of seed germination under one condition would lead improved germination under another condition.

The SSR marker “*SSL27*” was linked to TMG under both water treatments in the linkage group

11. The favorable alleles for the QTLs (*1.TMG.11.2*, *1.TMG.11.2*) came from different parents under each water treatment condition which show the existence of different alleles for drought tolerance in different parents for the identified QTLs. We found also two QTLs for times to starting, 50% and maximum germination which were reported for seed oil content by Ebrahimi *et al.* (2008). These common QTLs in both studies confirm again the effect of seed oil content for reducing times to starting, 50% and maximum germination.

Linkage group 17 was interesting because of controlling tolerance to water stress treatment with three QTLs for PSG. The most important (*2.PSG.17.3*) was linked to the SSR marker “*ORS677*” explaining 24% of the phenotypic variance (R^2). Several specific QTLs for PSG were identified for water stress tolerance which were linked to SSR markers in the linkage groups 2, 3, 4, 8 and 17.

As far as we know, there is only one QTL study on germination of sunflower in which four QTLs for PSG was detected (Al-Chaarani *et al.* 2005) with only one linked SSR (*ORS53*) marker. Among 10 detected QTLs of PSG, six of them were associated to the SSR markers *ORS229*, *HA3938*, *ORS671-1*, *SSL30*, *ORS297* and *ORS677*. Two QTLs (*SSL30*, *ORS297*) were linked to palmitic and linoleic acid content, respectively (Ebrahimi *et al.* 2008).

In conclusion, 52 QTLs were identified for germination characters under normal and water stress conditions in the present study. A low rate of seed germination under water stress condition was mainly due to the reduced water potential of

the germination medium (Bradford 1995). Therefore, it is expected that seeds with rapid germination under water stress environment would also germinate rapidly under normal condition. This is in agreement with our findings, which indicated the presence of a significant correlation for the rate of germination under normal and water stress conditions. These results support the suggestion that the same genes or physiological mechanisms may control the rate of seed germination under both normal and water

stress conditions. Isolation, characterization and comparison of functional genes, which facilitate rapid seed germination in normal and water stress conditions, would be necessary to verify this suggestion.

The identification of specific and non-specific QTLs for germination-related traits, indicate that marker assisted selection may result in the development of germplasm with improved germination under both normal and water stress conditions.

References

- Ahmad S, 2001. Environmental effect on seed characteristics of sunflower (*Helianthus annuus* L.). Journal of Agronomy and Crop Science 187: 213-216.
- Al-Chaarani, GR, Gentzbittel L, Wedzony M and Sarrafi A, 2005. Identification of QTLs for germination and seedling development in sunflower (*Helianthus annuus* L.). Plant Science 169: 221-227.
- Basten CJ, Weir BS and Zeng ZB, 2001. QTL Cartographer, Version 1.15. Department of Statistics, North Carolina State University, Raleigh, NC, USA.
- Betty M, Finch-Savage W, King GJ and Lynn JR, 2000. Quantitative genetic analysis of seed vigour and pre-emergence seedling growth traits in *Brassica oleracea*. New Phytologist 148: 277-286.
- Bradford KJ, 1995. Water relations in seed germination. In: Kigel J and Galili G (Eds). Seed Development and Germination, Pp. 351-396. Marcel Dekker, New York.
- Cook RE, 1979. Patterns of juvenile morbidity and recruitment in plants. In: Solbrig OT, Jain S, Johnson GB and Raven PH (Eds). Topics in Plant Population Biology. Pp. 207-301. Columbia University Press, Los Angeles.
- Ebrahimi A, Maury P, Berger M, Poormohammad Kiani S, Nabipour A, Shariati F, Grieu P and Sarrafi A, 2008. QTL mapping of seed-quality traits in sunflower recombinant inbred lines under different water regimes. Genome 51: 599-615.
- Ecker R, Barzilay A and Osherenko E, 1994. The genetic relations between length of time to germination and seed dormancy in lisianthus (*Eustomia grandiflorum*). Euphytica 80: 125-128.
- Evans CE and Etherington JR, 1990. The effect of soil water potential on seed germination of some British plants. New Phytologist 115: 539-548.
- Feussner I, Hause B, Nellen A, Wasternack C and Kindl H, 1996. Lipid-body lipoxygenase is expressed in cotyledons during germination prior to other lipoxygenase forms. Planta 198: 288-293.
- Foolad MR, 1999. Genetics of salt tolerance and cold tolerance in tomato: Quantitative analysis and QTL mapping. Plant Biotechnology 16: 55-64.
- Foolad MR, Chen FQ and Lin GY, 1998. RFLP mapping of QTLs conferring salt tolerance during germination in an interspecific cross of tomato. Theoretical and Applied Genetics 97: 1133-1144.
- Foolad MR and Jones RA, 1991. Genetic analysis of salt tolerance during germination in *Lycopersicon*. Theoretical and Applied Genetics 81: 321-326.
- Foolad, MR and Lin GY, 1999. Relationships between cold and salt-tolerance during seed germination in tomato: Germplasm evaluation. Plant Breeding 118: 45-48.
- Foolad MR, Lin GY and Chen FQ, 1999. Comparison of QTLs for seed germination under non-stress, cold stress and salt stress in tomato. Plant Breeding 118: 167-173.

- Foolad MR, Zhang LP and Subbiah P, 2003. Genetics of drought tolerance during seed germination in tomato: Inheritance and QTL mapping. *Genome* 46: 536-545.
- Heydecker W, Higgins J and Turner YJ, 1975. Invigoration of seeds. *Seed Science and Technology* 3: 881-888.
- Jahromi PH, 1996. Genetic studies on salt tolerance in barley (*Hordeum vulgare* L.), PhD Thesis, The University of Reading, UK.
- Jones RA, 1986. High salt-tolerance potential in *Lycopersicon* species during germination. *Euphytica* 35: 576-582.
- Kassem AM, Meksem K, Wood AJ and Lightfoot DA, 2007. A microsatellite map developed from late maturity germplasm 'Essex' by 'Forrest' detects four QTL for soybean seed yield expected from early maturing germplasm. *Reviews in Biology and Biotechnology* 6: 11-19.
- Kearsey MJ, 1998. The principles of QTL analysis (a minimal mathematics approach). *Journal of Experimental Botany* 49: 1619-1623.
- Lenzi A, Fambrini M, Barotti S, Pugliesi C and Vernieri P, 1995. Seed germination and seedling growth in a wilty mutant of sunflower (*Helianthus annuus* L.): effect of abscisic acid and osmotic potential. *Environmental and Experimental Botany* 35: 427-434.
- Lin Y and Huang AHC, 1983. Lipase in lipid bodies of cotyledons of rape and mustard seedlings. *Archives of Biochemistry and Biophysics* 225: 360-369.
- May C, Preisig-Müller R, Höne M, Gnau P and Kindl H, 1998. A phospholipase A2 is transiently synthesized during seed germination and localized to lipid bodies. *Biochimica et Biophysica Acta- Lipids and Lipid Metabolism* 1393: 267-276.
- Poormohammad Kiani S, Talia P, Maury P, Grieu P, Heinz R, Perrault A, Nishinakamasu V, Hopp E, Gentzbittel L, Paniego N and Sarrafi A, 2007. Genetic analysis of plant water status and osmotic adjustment in recombinant inbred lines of sunflower under two water treatments. *Plant Science* 172: 773-787.
- Roberts EH and Ellis RH, 1989. Water and seed survival. *Annals of Botany* 63: 39-52.
- Sadeghipour HR and Bhatla SC, 2002. Differential sensitivity of oleosins to proteolysis during oil body mobilization in sunflower seedlings. *Plant and Cell Physiology* 43: 1117-1126.
- Saleki R, Young PG and Lefebvre DD, 1993. Mutants of *Arabidopsis thaliana* capable of germination under saline conditions. *Plant Physiology* 101: 839-845.
- Singh CB, Dalai MA and Singh SP, 1978. Genetic analysis of field germination in soybean. *Theoretical and Applied Genetics* 52: 165-169.
- Terry LT, 1993. Gene expression during plant embryogenesis and germination. *The Plant Cell* 5: 1401-1410.
- Torres MG, Frutos S and Duran JM, 1991. Sunflower seed deterioration from exposure to UV-C radiation. *Environmental and Experimental Botany* 31: 201-207.
- Turhan H and Baser I, 2004. In vitro and In vivo water stress in sunflower (*Helianthus annuus* L.). *Helia* 27: 227-236.
- Ujjinaiah US, Shauthamallaiiah NR and Murali WM, 1989. Effect of different row spacing and N and P2O5 fertilizer levels on growth, yield, yield components and quality of seed in sunflower. *Mysore Journal of Agricultural Sciences* 23: 146-850.
- Wang SM and Huang AHC, 1987. Biosynthesis of lipase in the scutellum of maize Kernel. *The Journal of Biological Chemistry* 262: 2270-2274.
- Wang S, Basten CJ and Zeng ZB 2005. Windows QTL Cartographer 2.5. Department of Statistics, North Carolina State University, Raleigh, NC, USA.
- Zeng ZB, 1993. Theoretical basis of separation of multiple linked gene effects on mapping quantitative trait loci. *Proceedings of the National Academy of Sciences, USA*. 90: 10972-10976.
- Zeng ZB, 1994. Precision mapping of quantitative trait loci. *Genetics* 136: 1457-1468.